


Reel Rotator with straddle legs – handling of heavy reels from all pallet types

When heavy reels placed on closed pallets are to be transported, lifted and rotated, the Reel Rotator with straddle legs is the perfect choice! It can grip and place reels, which are located on all types of pallets. It is compact, very maneuverable and ensures the user ergonomically correct working conditions.

The gripping arms have rubber-covered gripping pads to achieve the largest friction and to ensure a gentle grip. The Reel Rotator can handle soft as well as hard reels up to an impressive 50" in diameter.

High focus on safety! None of the models can open the gripping arms by mistake, and the reels can only be released, when placed on the floor or on a pallet. On models with electric rotation it is only possible to rotate at lifting heights above 29.5", so the gripping arms will not collide with the floor or legs.

The Reel Rotator with straddle legs is available in four unique models, with manual or electric rotation, reel fastening/releasing and lifting.



REEL ROTATOR WITH STRADDLE LEGS



Technical Specifications

Available in four models and can handle

- Vertical reels (eye-to-sky) on floor or pallet (no matter which pallet type)
- Horizontal reels (eye-to-horizon) that are clear off the floor

On trucks with manual rotation, the tilt degree can be set for every 90° (with a locking system). Trucks with electric rotation have programmable tilt degree.



Opening the gripping arms by mistake is not possible. Clear indication whether the clamping force is sufficient for lifting/rotating.

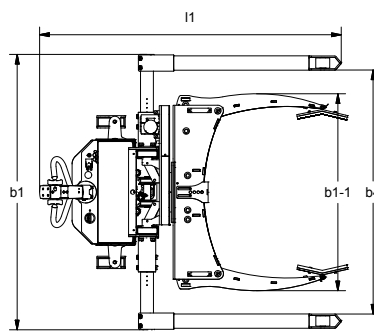
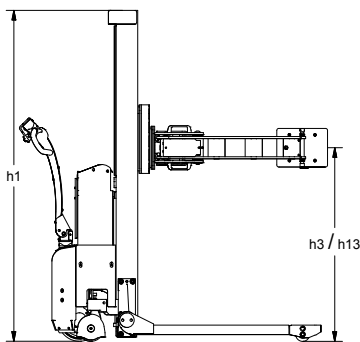


All models are available without straddle legs.

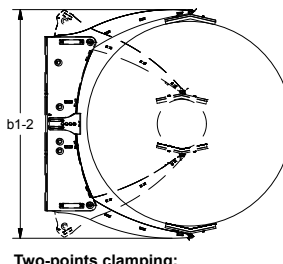


The electric trucks have remote control for reel fastening/releasing.

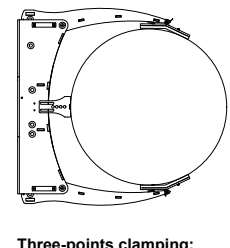
Product (measured in inches)	LFSRRM 1001	ELFSRRM 1001	ELFSRRE 1001	SELFSRRE MAXI 1002
Capacity in lbs	1100	1100	1100	1100
Reel diameter	4.75 - 50 (two-points clamping: 4.75 - 50, three-points clamping: 31.5 - 50)			
Opening gripping arms	max. 51.2			
Lifting height	68.9			
Overall height	75.8			76
Overall width	6.5 + b ₄ (min. 44.5)			
Overall width gripping arms min.	45.3			
Overall width gripping arms max.	56.9			
Width between legs	33.5 - 37, 37 - 44.25, 44.25 - 51.5, 49 - 56			
Overall length	62.4	67.2	67.2	69.3
Lowered height	8.6			
Rotation height	min. 29.5			
Gangway	90° - tests show that 67" are enough			86.5" - tests show that 67" are enough
Turning angle of the wheels	210°			
Driving motor				1,2 kW 24 V speed control electronically variable
Driving speed with/without load				Below 19.5" lift: 5/6 km/h, over 19.5" lift: 3/4 km/h
Pump motor	1,1 kW 12 V		1,1 kW 12 V	1,2 kW 24 V
Lifting speed with/without load	Normal/quick: 0.3" / 1" per pump	2" / 2.75" per sec.	2" / 2.75" per sec.	2.75" per sec. / 4.75" per sec.
Lowering speed with/without load	Max. 2" per sec. / Max. 2.8" per sec.	4.75" / 2" per sec.	4.75" / 2" per sec.	4.75" per sec. / 2.75" per sec.
Weight in lbs (no battery)	882	946	946	1059



Can be adjusted for two-points or three-points clamping:



Two-points clamping:



Three-points clamping:

We also offer tailor-made solutions.

Please ask for further information or visit www.interthor.com



Interthor Inc.
1817 Beach Street - Broadview, IL 60155 - USA
Tel.: 888-3451270 - Fax: 888-345-2995
www.interthor.com - E-mail: info@interthor.com